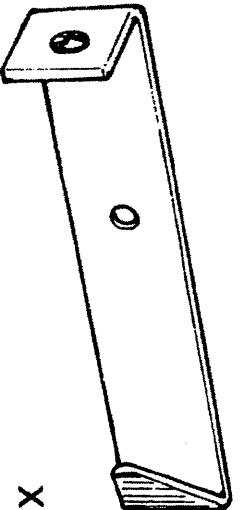
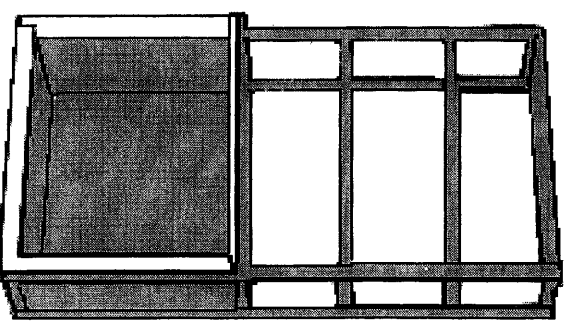



Skåppram, Frame for doors, Türrahmen

nehåll - Content-Inhaltsverzeichnis-Table de Matières



X 2

S

- Kontrollera att alla delar finns med.
- Vid montering behöver man en skruvmejsel eller skruvdragare.

GB


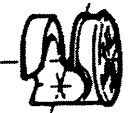
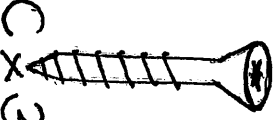

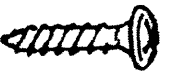

- Please check that no parts are missing.
- When assembling you need a puzzydriver.

D

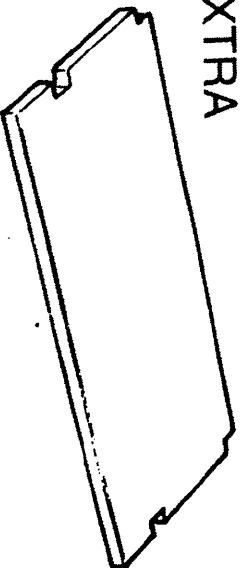
- Bitte kontrollieren Sie, daß alle Teile vorhanden sind.
- Zur Montage brauchen Sie einen Kreuzschlitzzieher

F

- Vérifiez, s.v.p., que toutes les pièces sont là.
- Pur le montage on a besoin d'un tournevis cruciforme.

	 <p>B x 8</p>	 <p>C x 3</p>	 <p>G x 2</p>
<p>A x 8</p>	 <p>D x 2</p>	 <p>E x 2</p>	

EXTRA



M56

